

# User Guide



eSight 4

See new possibilities

**Full documentation and warranty  
information available online:**

[www.eSightEyewear.com/Support](http://www.eSightEyewear.com/Support)

**Print documentation available at no charge:**

1-855-837-4448 ext 555





eSight documentation is updated periodically for accuracy and completeness.



Check [esighteyewear.com/support](https://esighteyewear.com/support) for the latest version

No part of this publication may be reproduced without the express written permission of eSight Corporation. "eSight Eyewear" and "eSight" and associated images and symbols are trademarks of eSight Corporation. "eSight" is a registered trademark in Canada and the U.S. and may be pending or registered in other countries. Various U.S. and other patents pending. All other trademarks, registered trademarks, product names, and company names and/or logos cited herein, if any, are the property of their respective holders. eSight reserves the right to improve the contents of this document without notice.



eSight Corporation  
515 Legget Drive, Suite 200  
Ottawa, ON, K2K 3G4  
Canada

# About Regulatory Symbols



**Medical Device Manufacturer**—Indicates the name and address of the medical device manufacturer.

---



**Authorized European Representative** — Indicates the name and address of the legal entity designated by eSight Corporation to represent them in the European Union.

---



**CE Mark** — This mark indicates that eSight complies with applicable European Union regulations.

---



**Medical Device** — Indicates eSight is a medical device.

---



**Caution** — Consult the instructions for use for important information, such as warnings and cautions.

---



**Consult the Instructions for Use** — Indicates users must read the Instructions for Use prior to using eSight.

---



**eIFU Indicator** — Indicates that Instructions for Use are available in electronic format on the eSight Corporation website at the stated URL.

---



**FCC Mark** — This mark certifies that the electromagnetic interference from eSight is under the limits approved by the Federal Communications Commission.

---



**Recyclable** — The product packaging is recyclable.

---



**WEEE Mark** — This mark indicates that electrical and electronic equipment must not be disposed of with ordinary household waste. See 'Correct Disposal' in the Regulatory Notices section of this guide.

**REF**

**Catalogue Number** — Indicates the product part number for eSight.

---

**SN**

**Serial Number** — Indicates the serial number of your eSight.

---



**Date of Manufacture** — Indicates the date when eSight was manufactured.

---



**Country of Manufacture** — Indicates the country of manufacture/country of origin as Canada.

---



**Warning** — Identifies hazards that can kill or severely injure in the event of exposure.

---



**Caution** — Identifies hazards that can cause slight to moderate harm in the event of exposure.

---



**Loss of Data** — Advises that failure to take or avoid a specific action could result in loss of data.

---



**Note** — Supplies information that may apply only in special cases.

---



**Tip** — Provides useful suggestions on how to apply techniques and procedures.





# Table of Contents

---

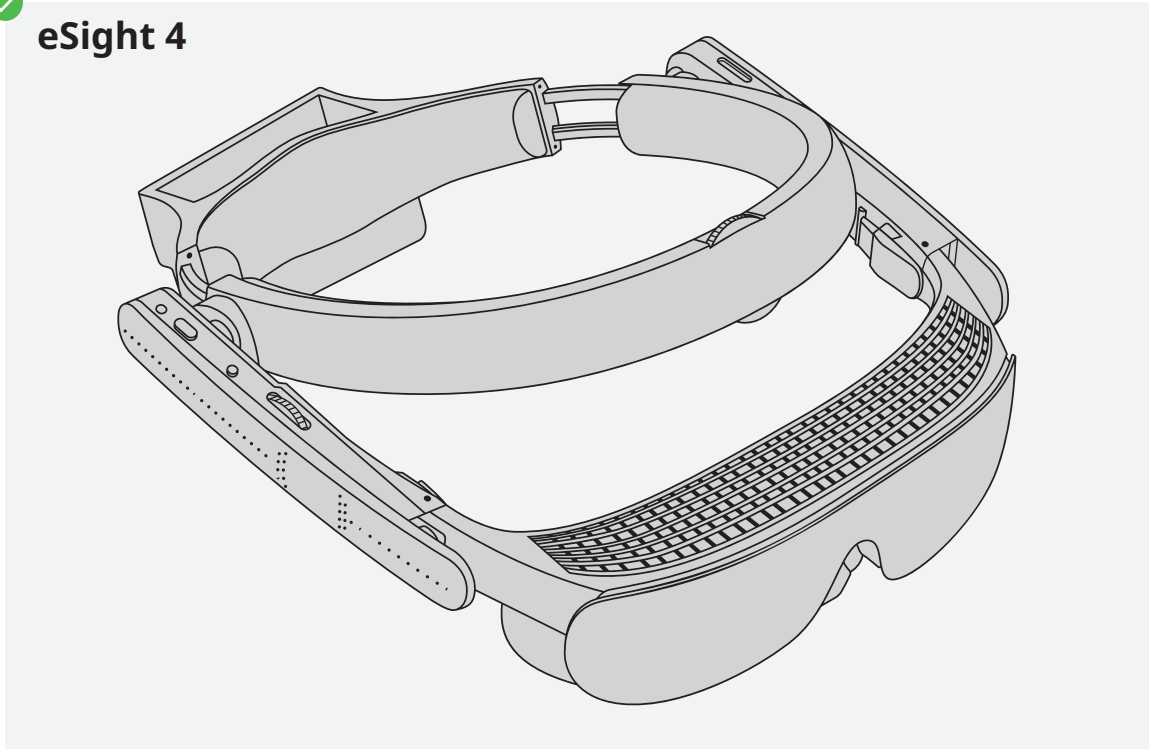
Package Contents .....	Page 1
About eSight 4.....	Page 2
Safety.....	Page 7
Power.....	Page 13
Wear .....	Page 16
Use .....	Page 23
Gestures .....	Page 26
Control Via eSight 4 .....	Page 27
Control Via the Remote .....	Page 30
Swap .....	Page 33
Charge.....	Page 35
Status.....	Page 36
Clean.....	Page 37
Regulatory Notices .....	Page 39
Specifications.....	Page 46
Contact Us.....	Page 48



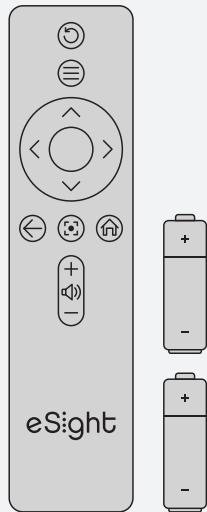
# Package Contents



## eSight 4



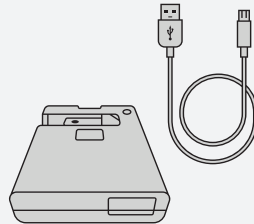
## Remote & 2 AAA Batteries\*




\* May be installed or separate



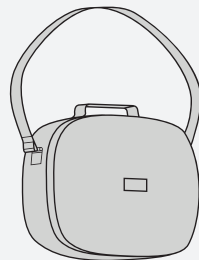
## USB Cable & Power Adapter



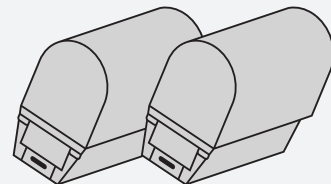
## Guides



## Carrying Case



## Rechargeable Batteries



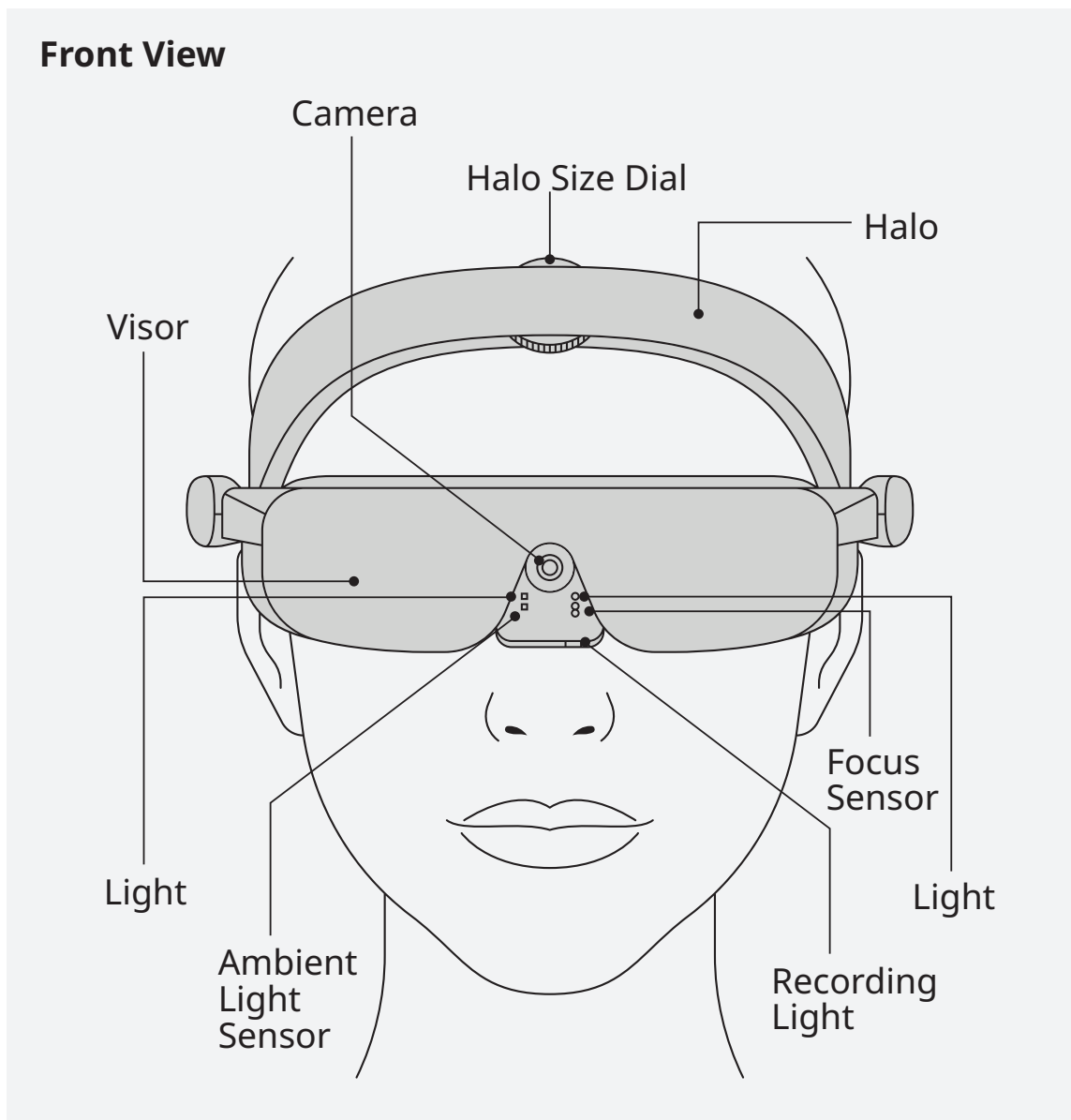




# About eSight 4

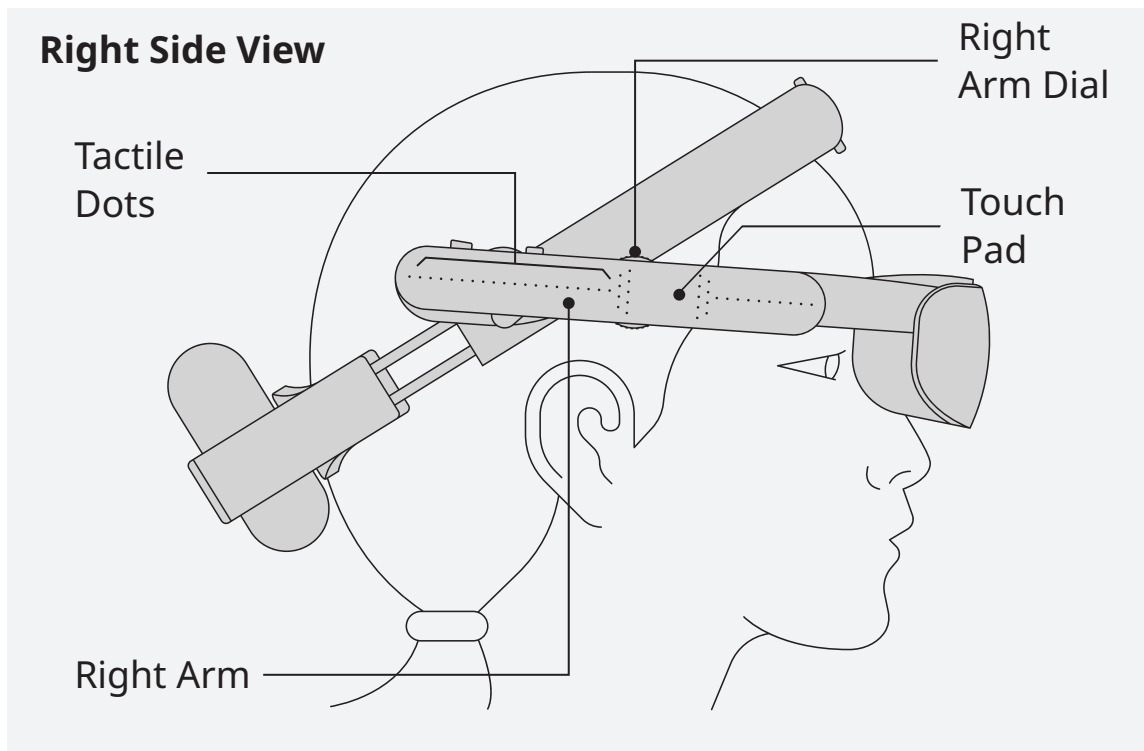
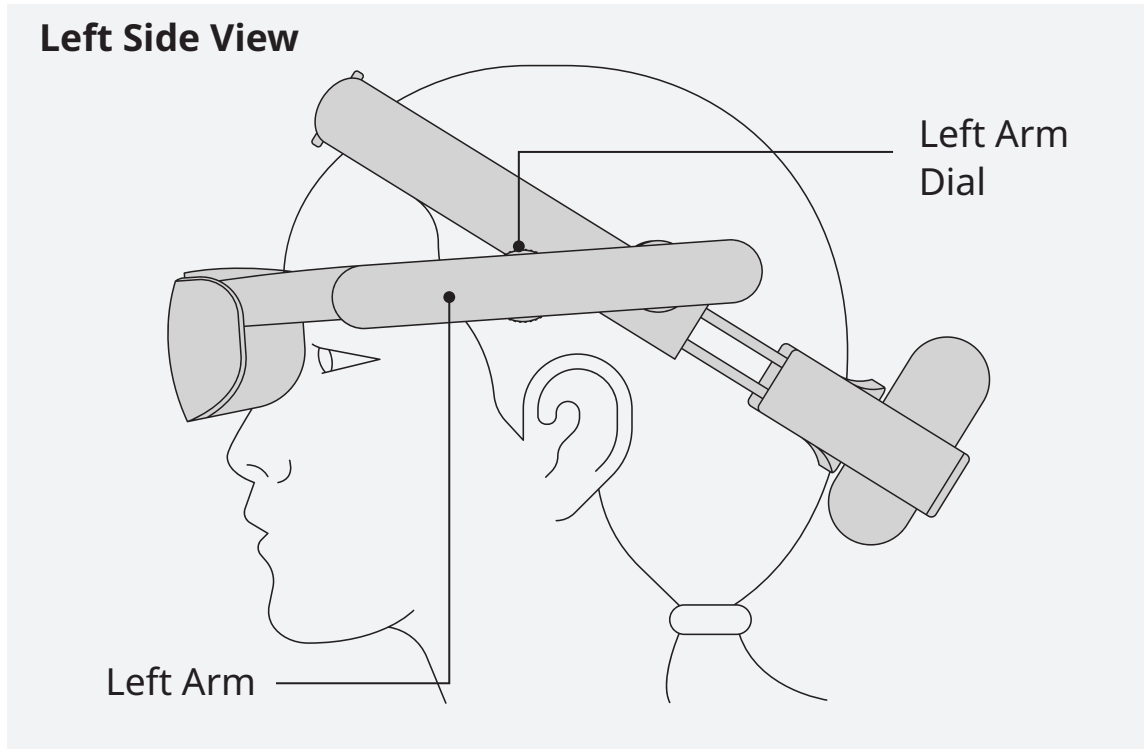
## Intended Use

eSight 4 is intended for use as a vision aid to help people with low vision see better while performing various activities of daily living (excluding driving, operating machinery, or other visually demanding activities for which there is an inherent risk of injury or death).

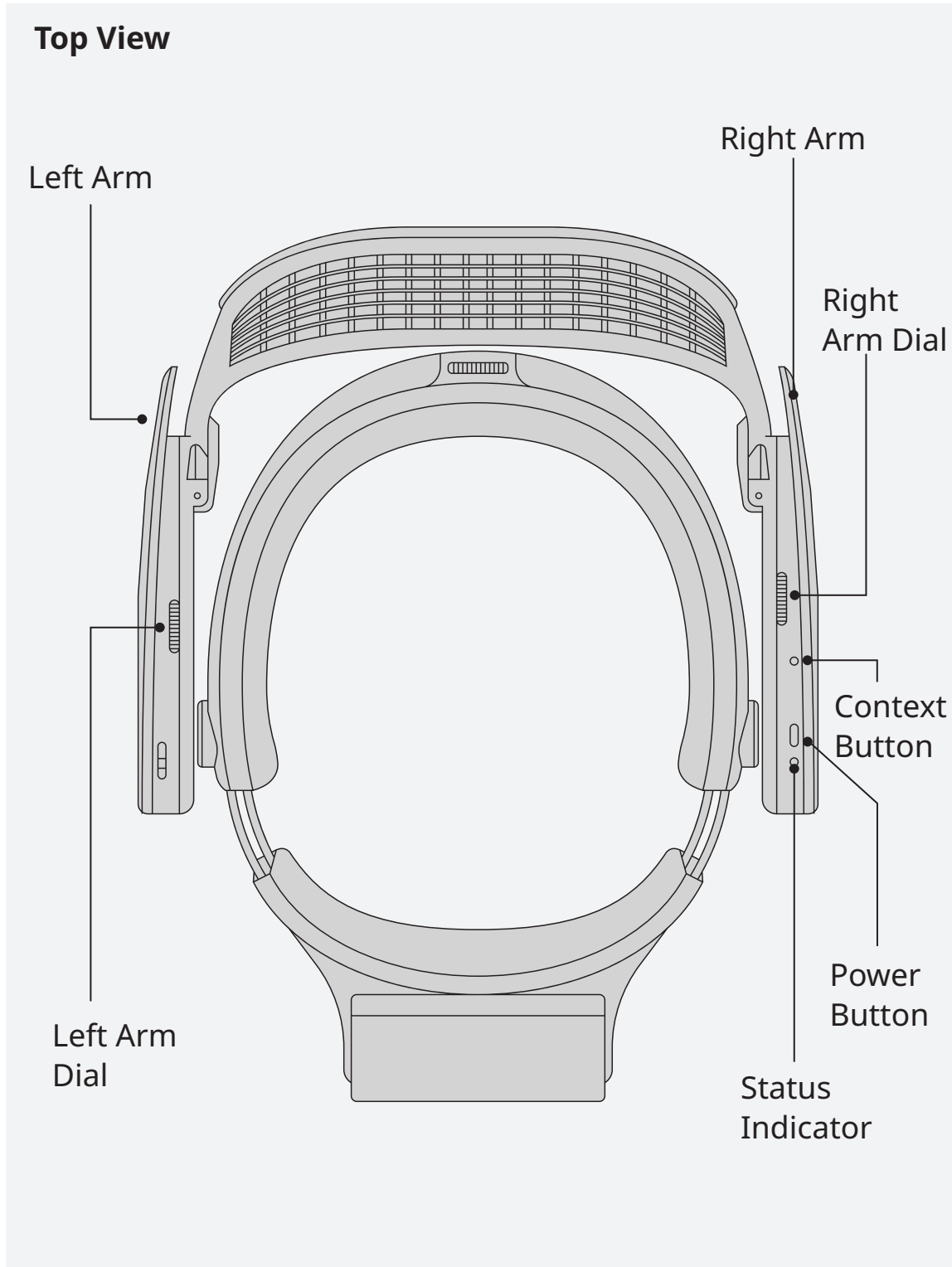




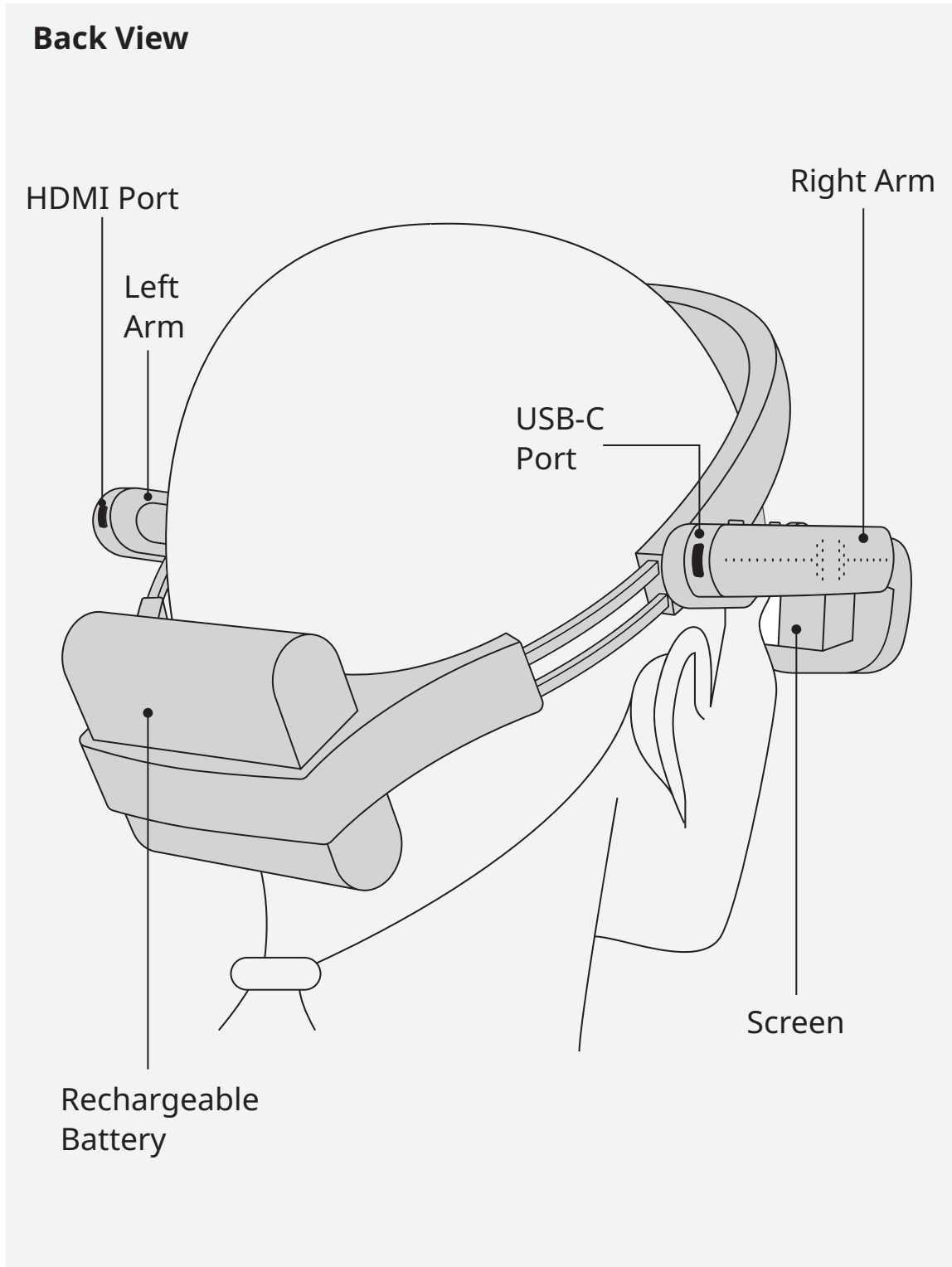
# About eSight 4



# About eSight 4



# **i** About eSight 4



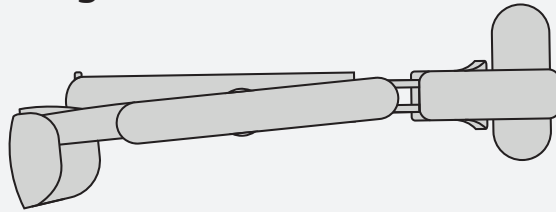
## About eSight 4

---

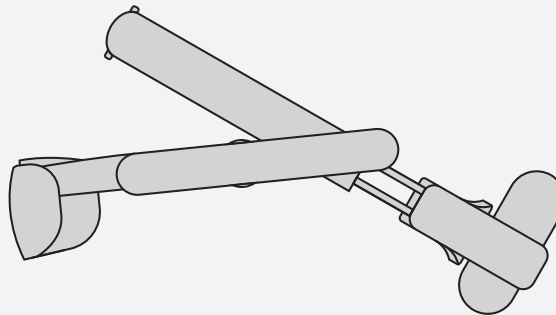


While handling eSight, keep the halo angle around 45 degrees or less to reduce the stress on the internal cables.

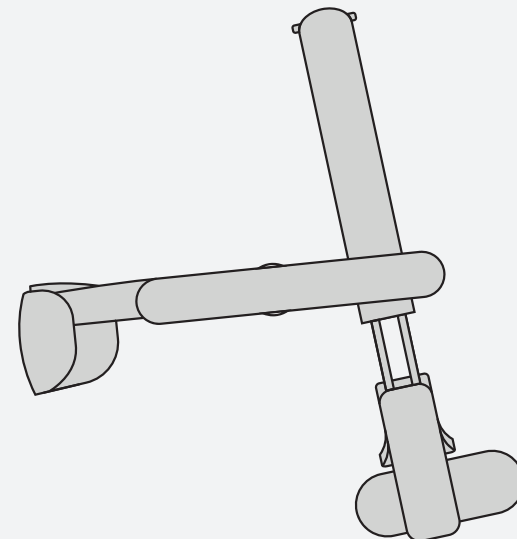
### Storage Position



### Wearing Position



### Extreme Position





# Safety

---

Be safe! Read this safety information before you use eSight. The term eSight refers to the eyewear and its batteries, USB power adapters, cables, and eSight-approved accessories. This safety information is updated periodically for accuracy and completeness.

Check [esighteyewear.com/support](https://esighteyewear.com/support) for the latest version.



Failure to comply with warnings can cause serious injury or death.

## eSight

- eSight Corporation makes no claims about the suitability of eSight for any specific activity.
- While wearing eSight, do not drive, operate machinery, or engage in other visually or physically demanding activities that may cause injury or death.
- While using eSight in mobile situations, such as walking, partially raise the visor for greater peripheral vision and situational awareness.
- Avoid low objects. eSight can obscure your field of vision above the line of sight.
- Only use eSight and its software with authorized devices, accessories, and software.
- Use of any unauthorized device, accessory, and/or software or hacking eSight and its software may result in injury to you or others, may cause performance issues, or damage to your system and related services.



# Safety

---

## Battery Hazards

- Failure to follow battery warnings may cause batteries to leak, become hot, explode, or ignite resulting in serious injury and/or damage.
- eSight uses Lithium batteries.
- Do not expose any batteries to hot, humid, wet, or corrosive environments.
- Do not expose eSight to moisture; high humidity; high concentrations of dust or airborne materials; heat sources; high temperature locations, like a car, hair dryer, or microwave oven; or strong, direct sunlight.
- Do not expose eSight to temperatures over 60°C (140°F).
- Do not place or store eSight in a pressurized container.
- Do not heat, open, puncture, mutilate, or service any batteries.
- In the event of a battery leak, do not allow the liquid to contact the skin or eyes.

If contact occurs, wash the affected area with large amounts of water and seek medical advice immediately.

- Your remote contains AAA batteries.

**CHOKING HAZARD:** The remote is not a toy. It contains batteries, which are small parts. Keep away from children and pets.



## Safety

---



Do not ingest battery.  
Chemical burn hazard.

- If a battery is swallowed, it can cause severe internal burns and potential perforation of the esophagus in just 2 hours and can lead to death. If you think batteries might have been swallowed or placed inside any part of the body, seek medical attention immediately.
- If the battery compartment does not close securely, stop using the remote, and keep it away from children.
- The remote contains user-replaceable batteries.  
**CAUTION:** Risk of explosion if the battery is replaced by an incorrect type.
- The integrated battery on the eSight halo must be replaced by eSight Corporation or an authorized service provider.
- Properly dispose of batteries promptly according to instructions. Do not dispose of batteries in a fire or landfill.

### Electrical Shock Hazard

- Use only eSight-approved USB power adapters, batteries, cables, and accessories.
- Where the prongs on the USB power adapter may be folded for storage, make sure the prongs are fully extended before plugging the USB power adapter into a power outlet.
- Where the USB power adapter comes with additional plug adapters, make sure the plug adapter is of the proper configuration for the outlet and is fully seated onto the USB power adapter.





# Safety

---

- Do not use eSight and/or electrical sockets if any part is broken, damaged, or loose. Stop use immediately.
- Do not attempt to take apart, open, service, or modify eSight.
- Do not drop eSight or expose eSight to liquids.
- Do not plug in or operate eSight with wet hands.
- Pull the plug to disconnect the USB power adapter. Do not jerk, bend, knot, or damage the cables.
- If you notice strange smells or sounds or see smoke or liquids coming from eSight, stop using it immediately and contact eSight Support. Failure to do so may result in injury, fire, or explosion.

## **Interference with Medical Devices**

- eSight emits radio waves. These can affect the operation of nearby electronics, including cardiac pacemakers, hearing aids, and defibrillators.
- If you have a pacemaker or other implanted medical device, do not use eSight without first consulting your doctor or the manufacturer of your medical device.
- Maintain a safe distance of at least 15 centimeters (6 inches) between eSight and your medical device, and stop using eSight immediately if you observe interference with your medical device.

## **Use in Hospitals, Aircraft, and Other Environments**

- In some situations or environments, such as hospitals, aircraft, explosive environments, or other environments near equipment that can be interfered with by radio frequency, the use of wireless devices is restricted. When in doubt, ask for authorization prior to turning on eSight.



# Safety

---

## Explosive Environments

- Turn off eSight in potentially explosive environments.
- Always comply with regulations, instructions, and signs in potentially explosive environments.
- Do not use eSight at gas stations, near fuels or chemicals, or in blasting areas.

## Servicing

- Do not attempt repairs. Opening or removing covers may expose you to dangerous energy points or other risks. Refer all servicing to eSight Corporation or an eSight Authorized Service Provider.



Failure to comply with cautions can cause injury or property damage.

## Heat

- Turn off eSight before storing it in its case.
- eSight may become very warm during normal use. Allow for adequate air circulation under and around eSight. If eSight gets uncomfortably warm, remove it and take a break. Do not touch hot surfaces for prolonged periods.
- eSight complies with the user-accessible surface temperature limits defined by the International Standard for Safety of Audio/Video, Information and Communication Technology Equipment (IEC 62368-1).



# Safety

---

## **Personal Discomfort**

- Wearing eSight is like beginning any exercise program, take it slowly to gradually build your skill and tolerance. It is not uncommon to feel a little uncomfortable at first. Take breaks if you find you are fatigued or experiencing discomfort, such as pressure near the temples or heaviness at the back of the neck.

## **Skin Irritation**

- eSight is worn next to your skin. Adjust the halo only until snug. Stop using eSight if you notice skin irritation. If symptoms persist, consult your physician.

## **Light**

- Do not use the light close to the eyes of people or pets.

## **Sound**

- Excessive exposure to loud sounds can cause hearing damage. Use only the minimum volume necessary to hear clearly in quiet surroundings.
- Do not increase the volume to block outside noise. Exposure to loud sounds may distract your attention from your surroundings and cause an accident.

## **Trip Hazard**

- Arrange cables so that people and pets are not likely to trip over or accidentally pull on them while they walk through the area.

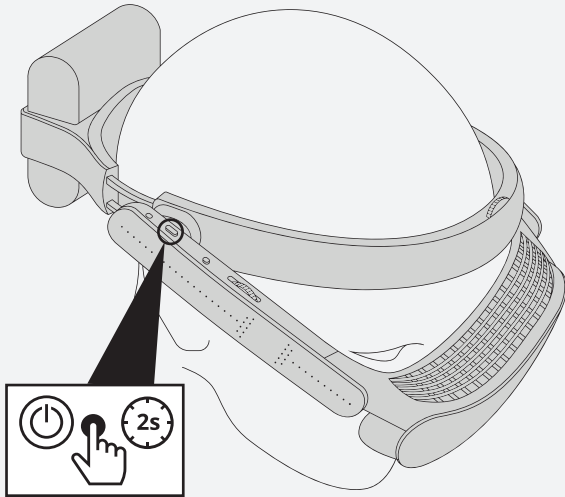
## **Cleaning**

- Do not apply foreign substances, such as household cleaning products, to eSight. Refer to the cleaning instructions in this guide.

# Power

## Turn on eSight & Wake Remote

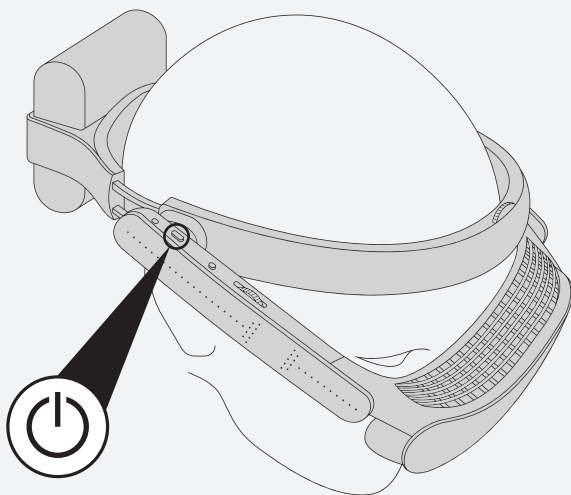
### Step 1 eSight On



### Step 2 Wake Remote

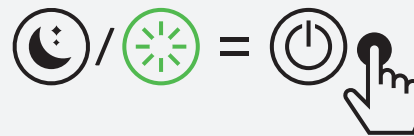


## eSight - Sleep/Resume & Off



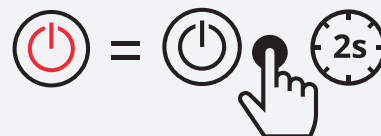
### Sleep/Resume

Use for quick breaks when you want to resume using eSight quickly.



### Off

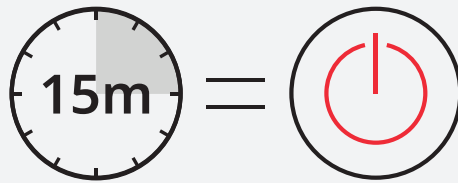
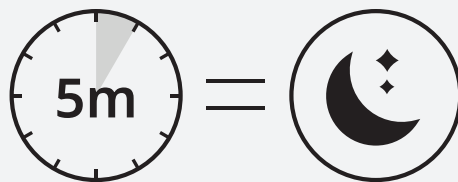
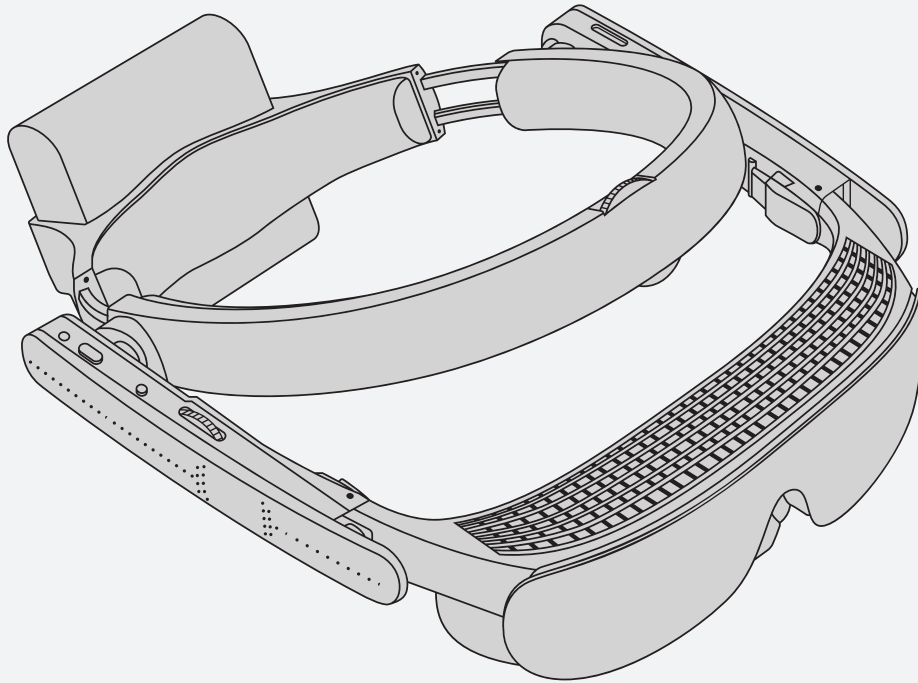
Use when finished for the day or storing eSight.





# Power


## Auto Sleep & Auto Off



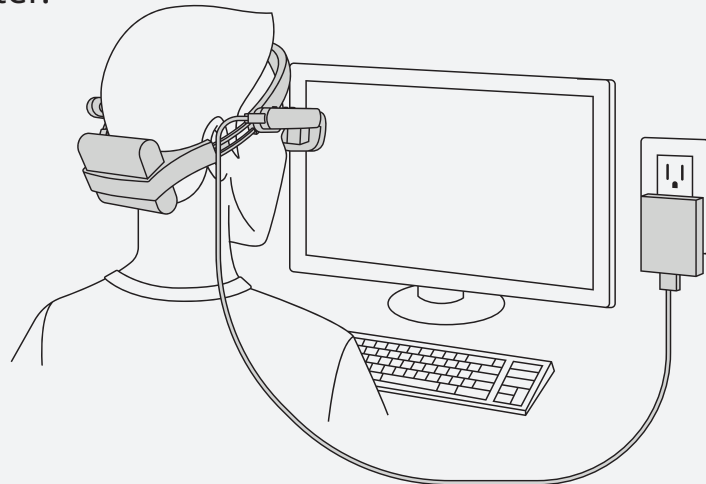


## Power

For mobile activities, power eSight with the rechargeable battery.



For stationary activities, power eSight from the USB-C port at the back of the right arm using the USB power cable and adapter.

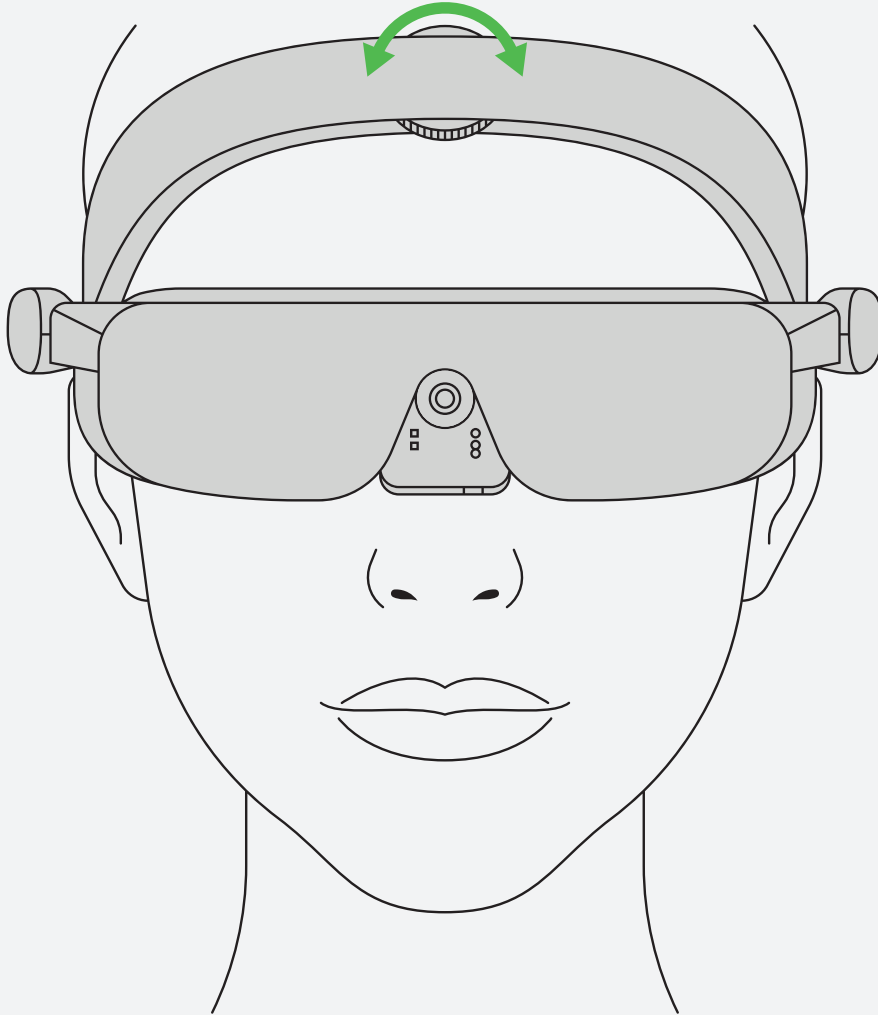


Powering eSight from the USB-C port does not charge the rechargeable battery.



## Wear

Adjust the size of the halo.



While wearing eSight, turn the **Halo Size Dial** counterclockwise to tighten and clockwise to loosen the halo.



Size the halo while holding your eSight if that is easier for you.

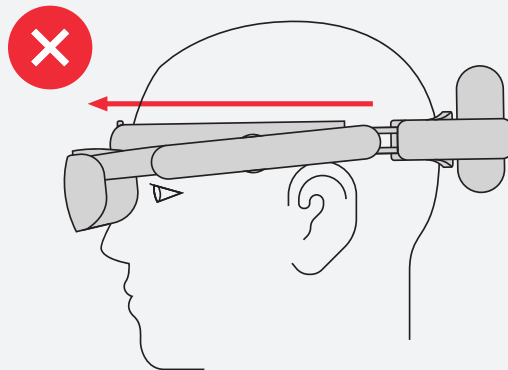
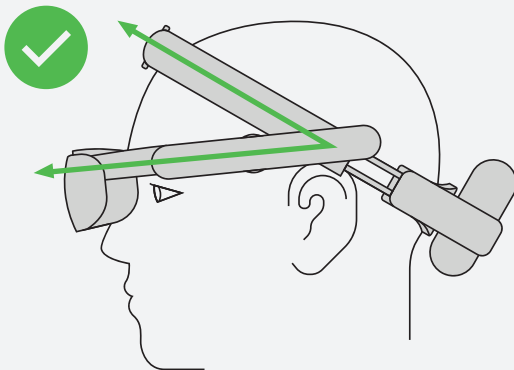
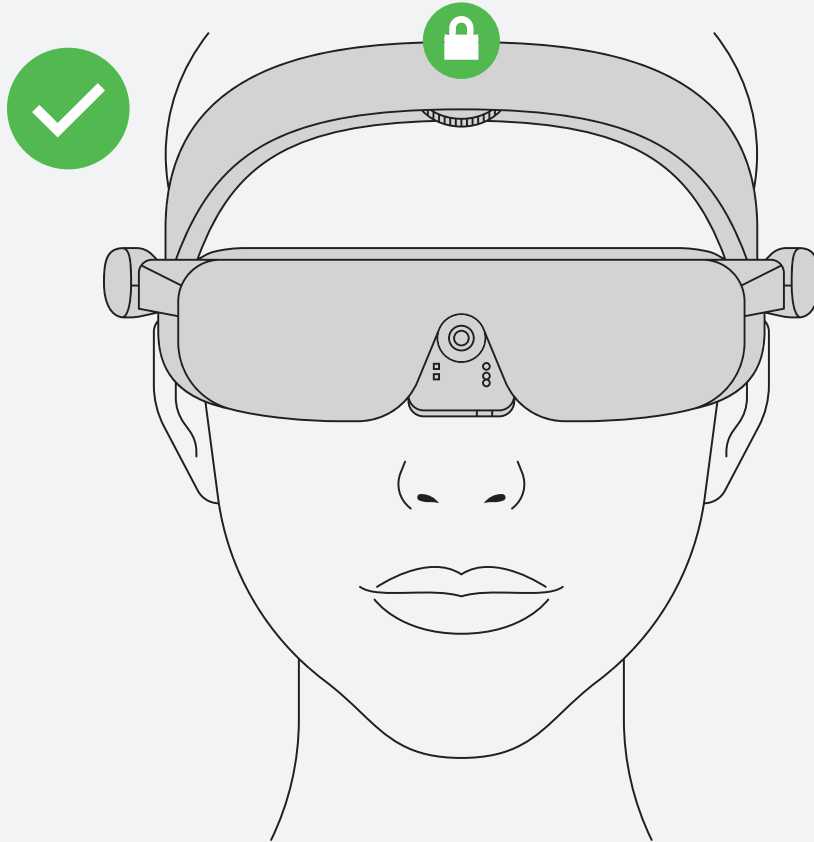


While handling eSight, you may notice that eSight flexes. This is normal and by design for your comfort.



# Wear

eSight feels secure on your head with an angled halo.

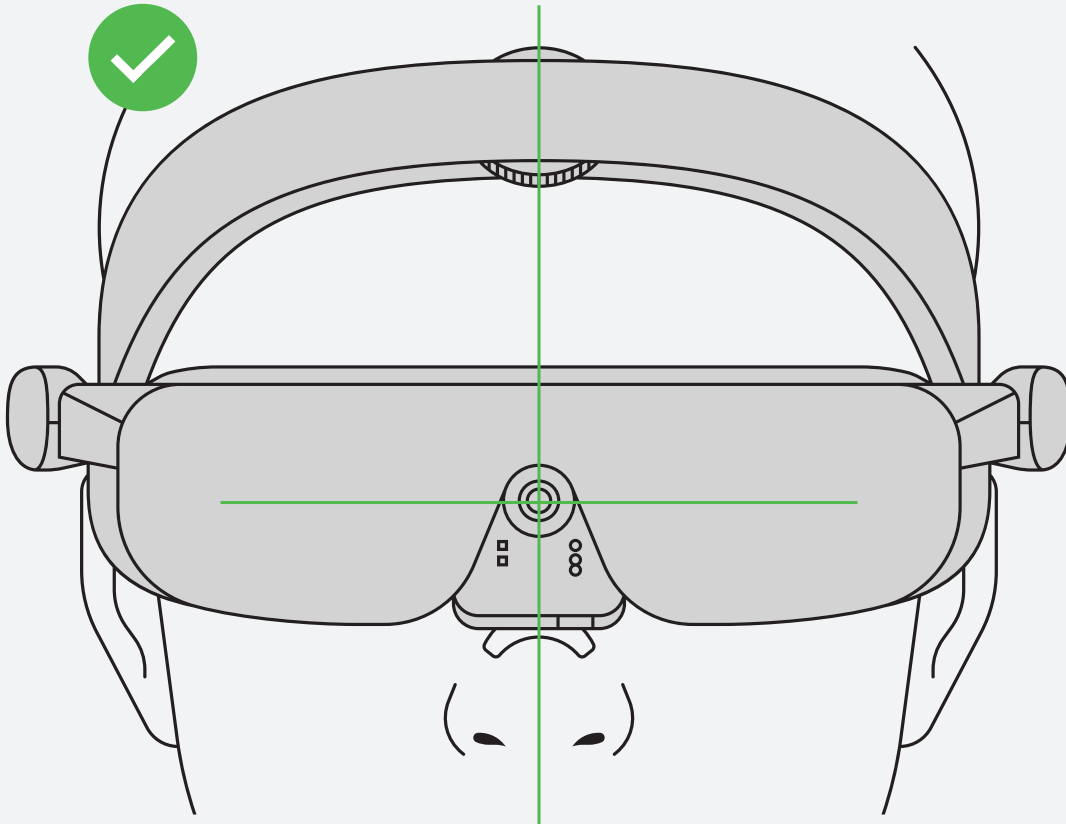






## Wear

### Center eSight on your face



Using the nose pads as a reference, center eSight on your face.

If eSight is not properly centered on your face, the camera will not point where you are looking.

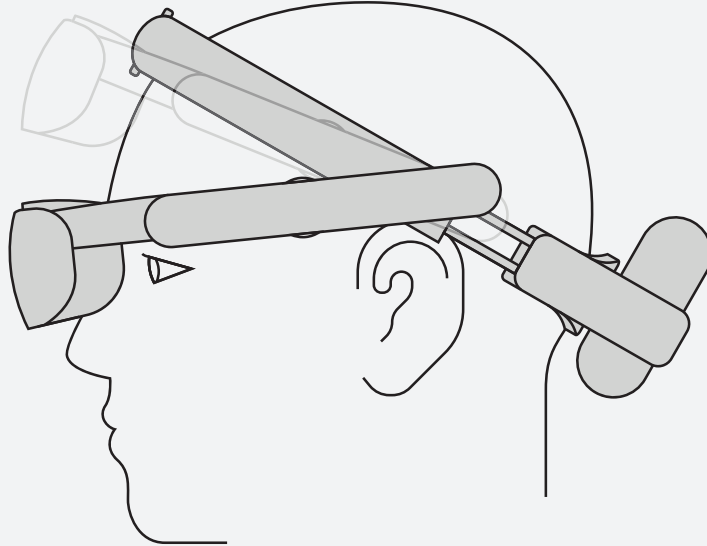


The nose pads can rest weightlessly on your nose or float centered above your nose. Either way is okay.



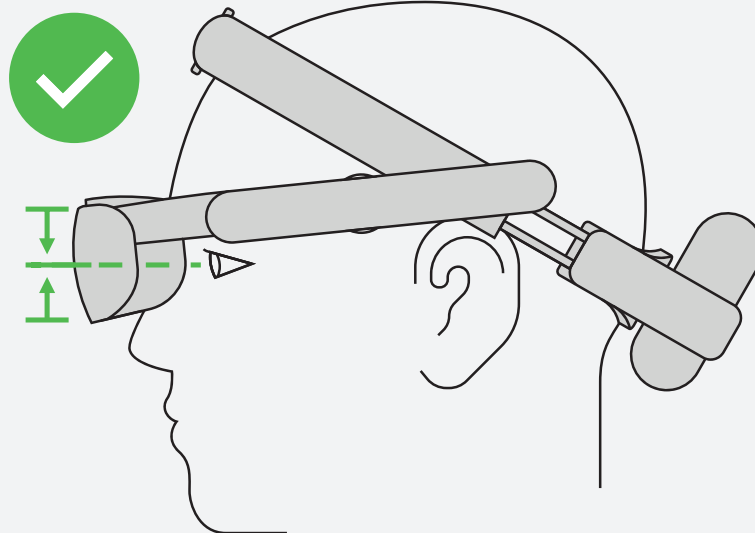
## Wear

**Adjust the arm height.**



Using both hands, raise or lower the arms to adjust the height of the visor.

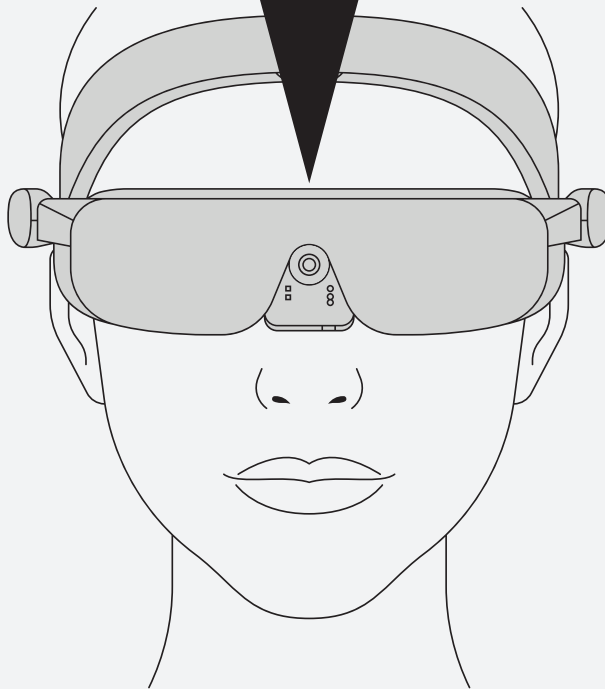
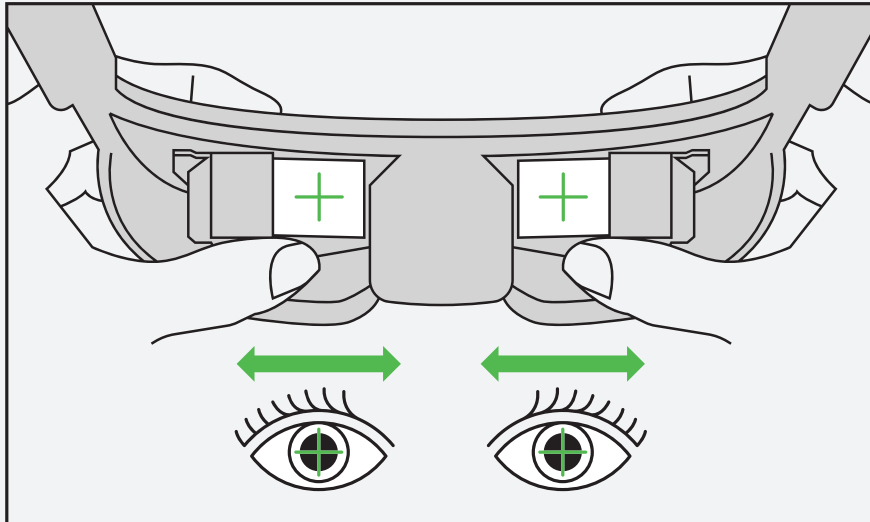
**Your eyes are vertically centered in the screens.**





## Wear

Slide the screens to center them over your pupils.



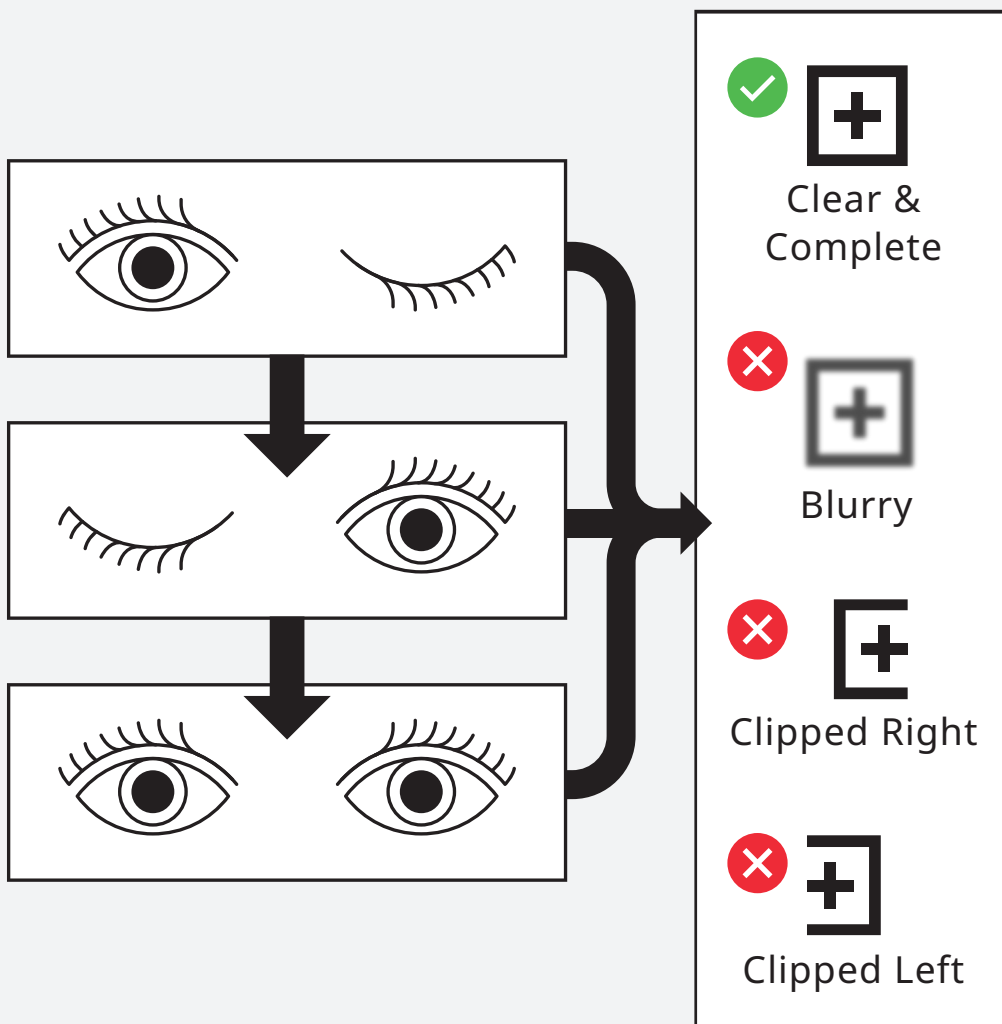


## Wear

Close one eye, and move the screen in front of the open eye until you see a clear, sharp view.

Then, repeat for the opposite eye and screen.

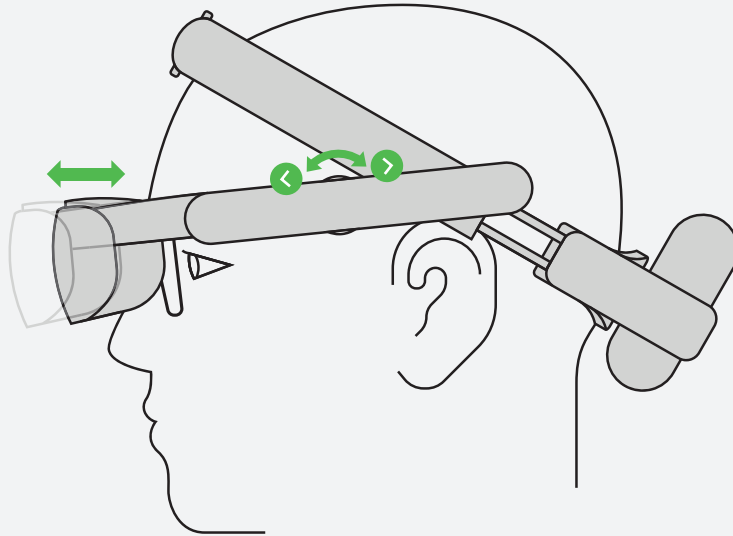
Finally, if you need to fine-tune the view, move the screens with both eyes open.





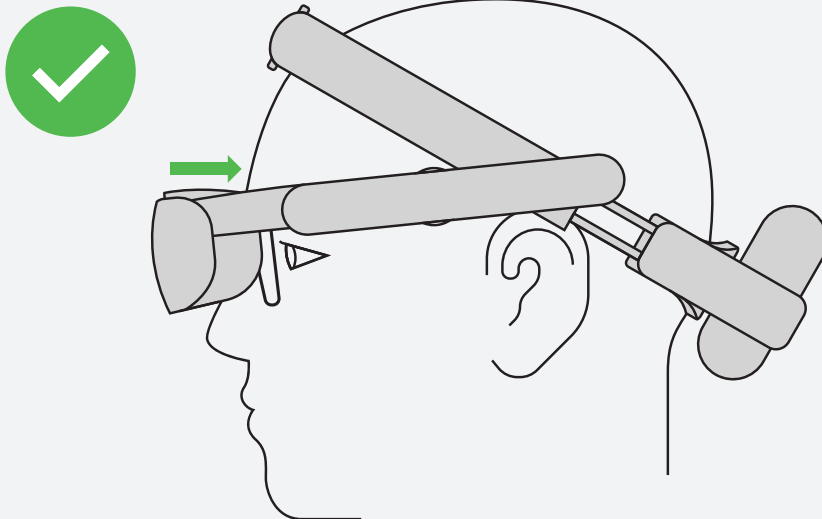
## Wear

Adjust the distance of the visor from your eyes.



On both sides, rotate the **Arm Dial** forward to extend or backward to retract the visor.

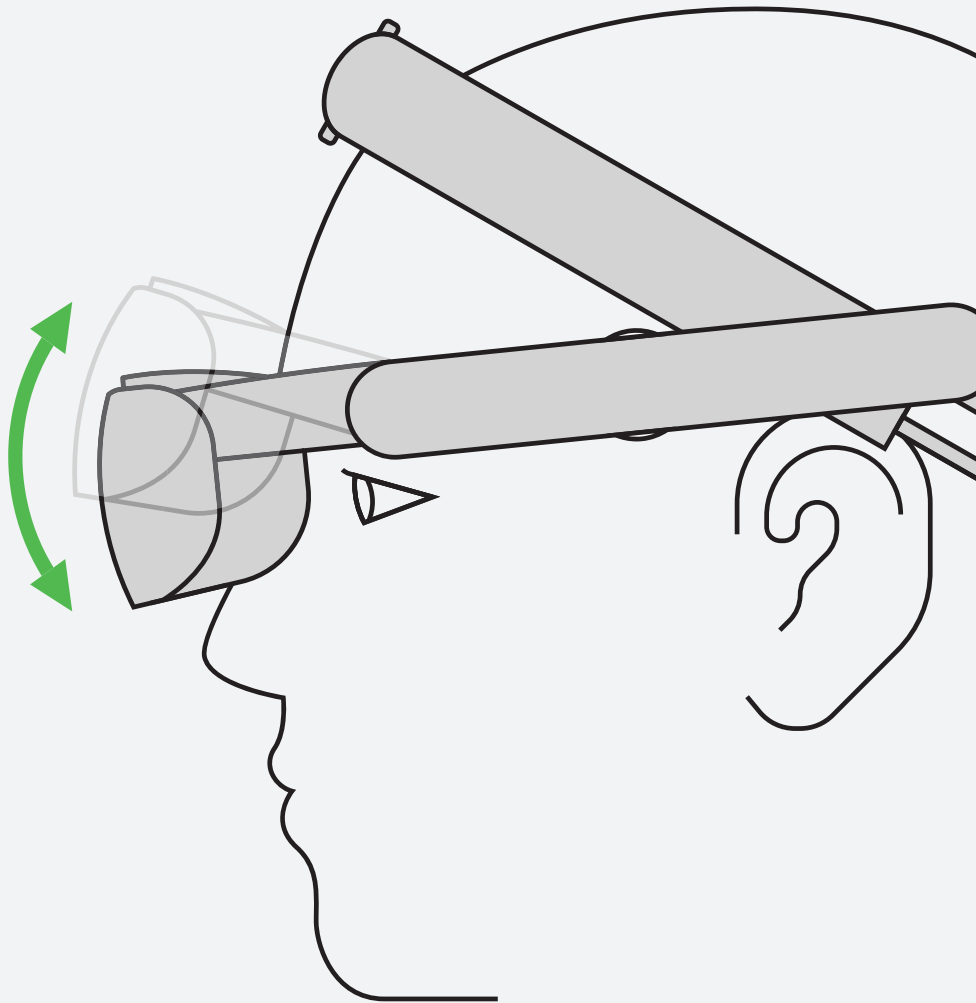
The screens are comfortably close to your eyes or prescription glasses to optimize your view of the screens without the visor touching your forehead.





## Use

Adjust the tilt of the visor.



The visor may become warm during normal use. Ensure the visor does not touch your forehead while wearing eSight.



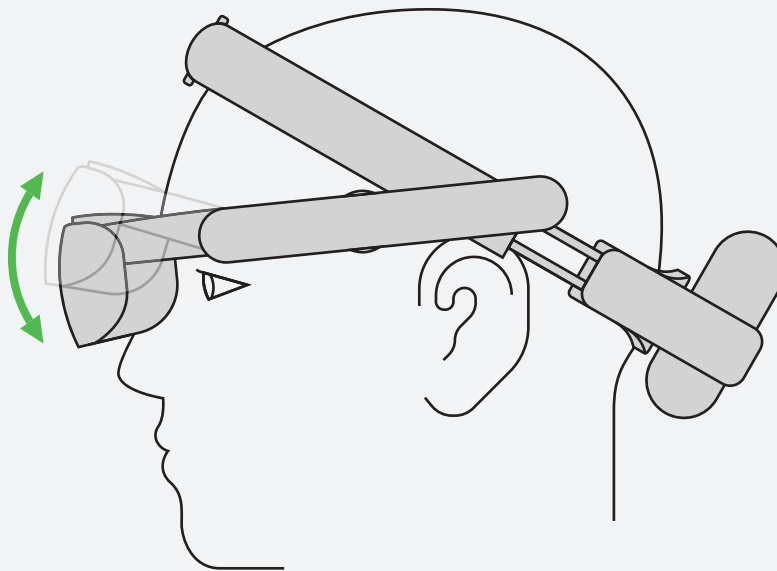
If the visor doesn't tilt up fully, adjust the distance of the visor from your eyes, so it is a little farther from your eyes.



## Use

eSight Corporation makes no claims about the suitability of eSight for any specific activity.

While wearing eSight, do not drive, operate machinery, or engage in other visually or physically demanding activities that may cause injury or death.



Do not operate motorized vehicles.



Do not engage in visually or physically demanding activities.



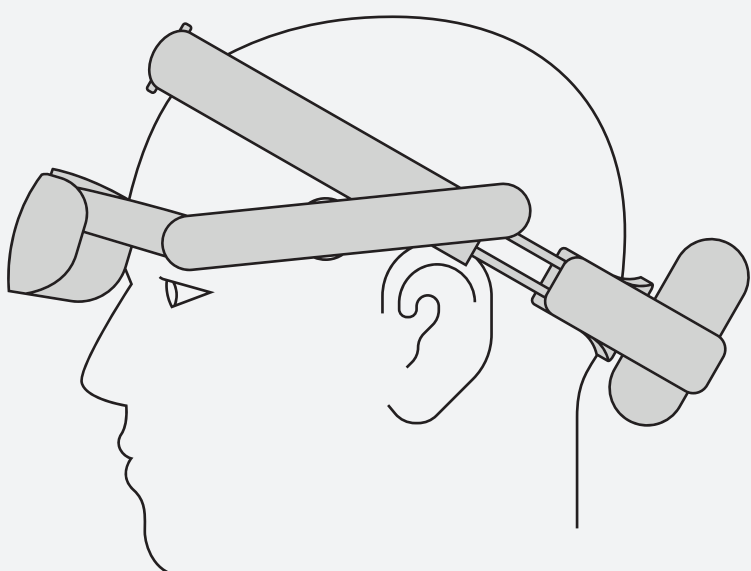
Do not operate power tools and machinery.





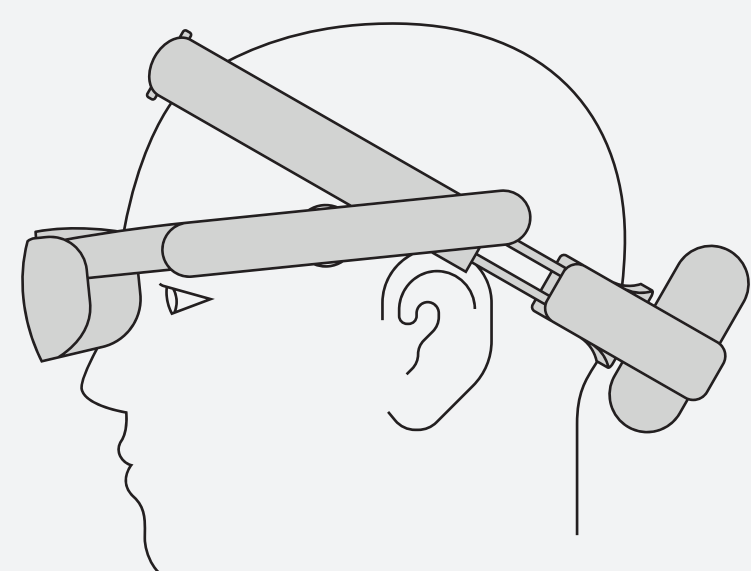
# Use

### Visor Partially Up



- ✓
- ✓
- ✓
- ✓

### Visor Fully Down



- ✓
- ✓
- ✓
- ✓
- ✗






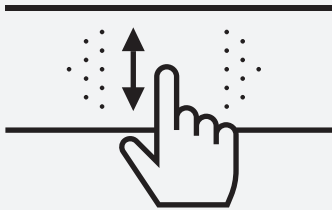
# Gestures

## Touch Pad Gestures

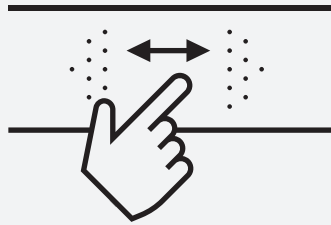
Tap



Swipe up or down



Swipe forward/backward



## Button Gestures

Press



Press for half second



Press for 2 seconds



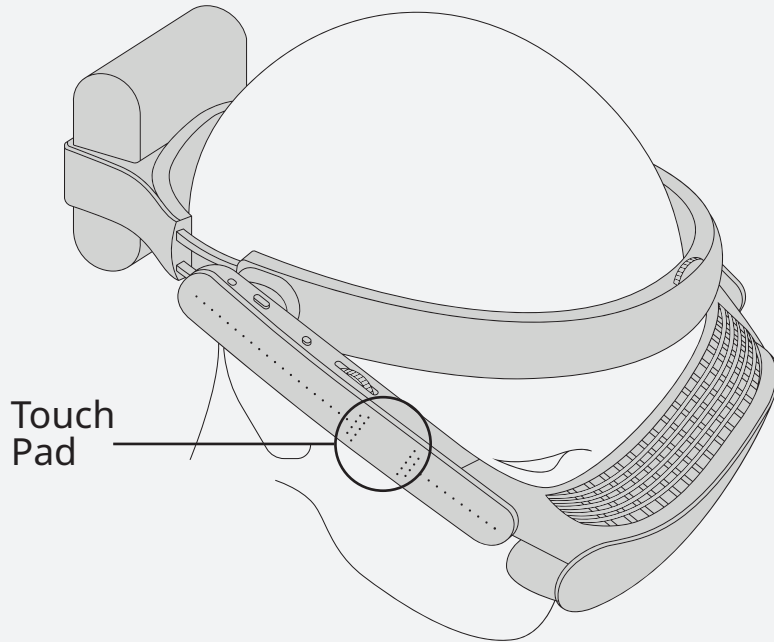
Press and hold



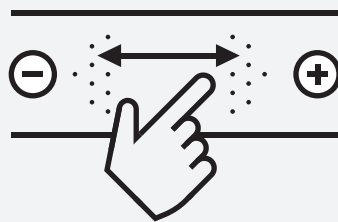


# Control Via eSight 4

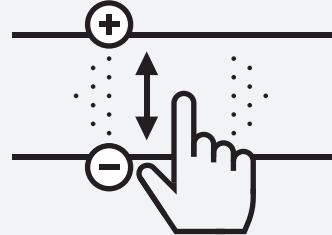
## Basic Controls



Zoom



Contrast

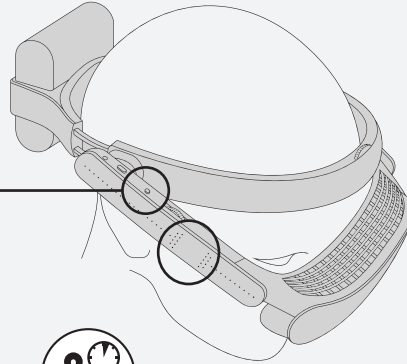




# Control Via eSight 4

## Advanced Controls

Context Switch the Touch Pad 



**Default**

Zoom/Contrast

**Context 2**

Modes/Filters

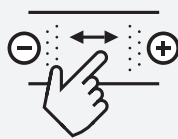
**Context 3**

Focus/Brightness

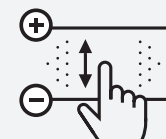
Touch pad reverts to Zoom/Contrast if the touch pad is not used for a few seconds.

**Context 1**  
(Default)

Zoom



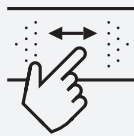
Contrast



**Context 2**

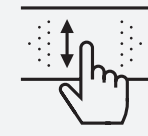
Modes

(Indoors, Outdoors, Reading, TV/Theatre...)



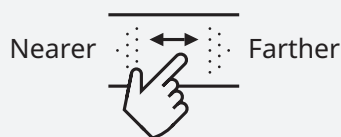
Filters

(Black on White, White on Black, Yellow on Blue, ...)

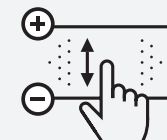


**Context 3**

Focus



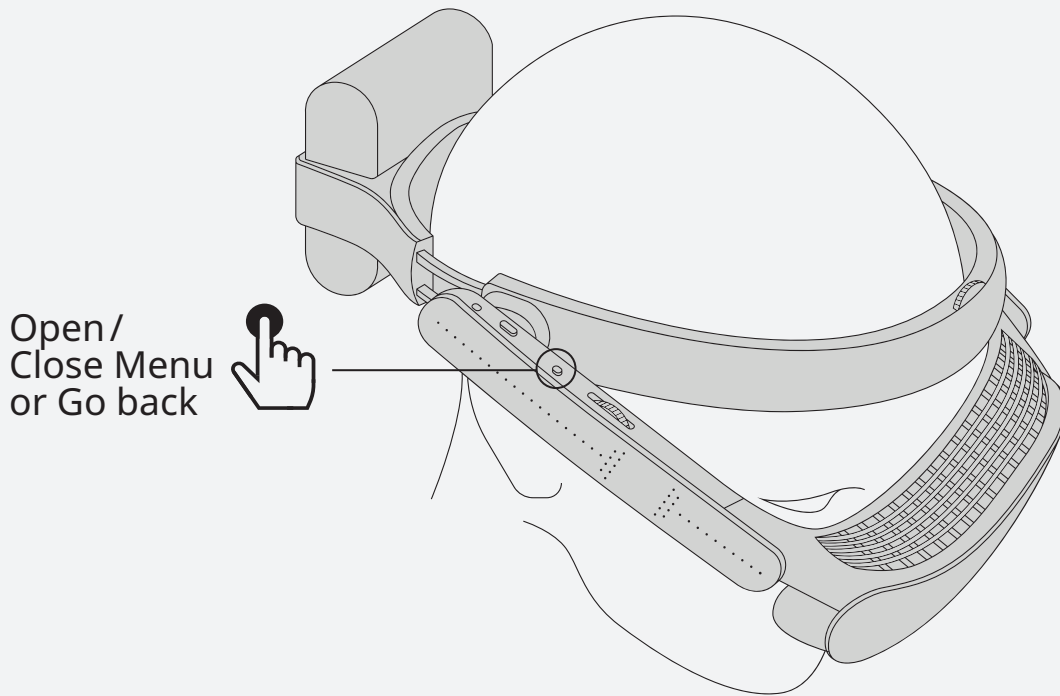
Brightness



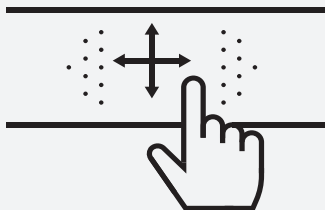


# Control Via eSight 4


## Menu Navigation



Browse

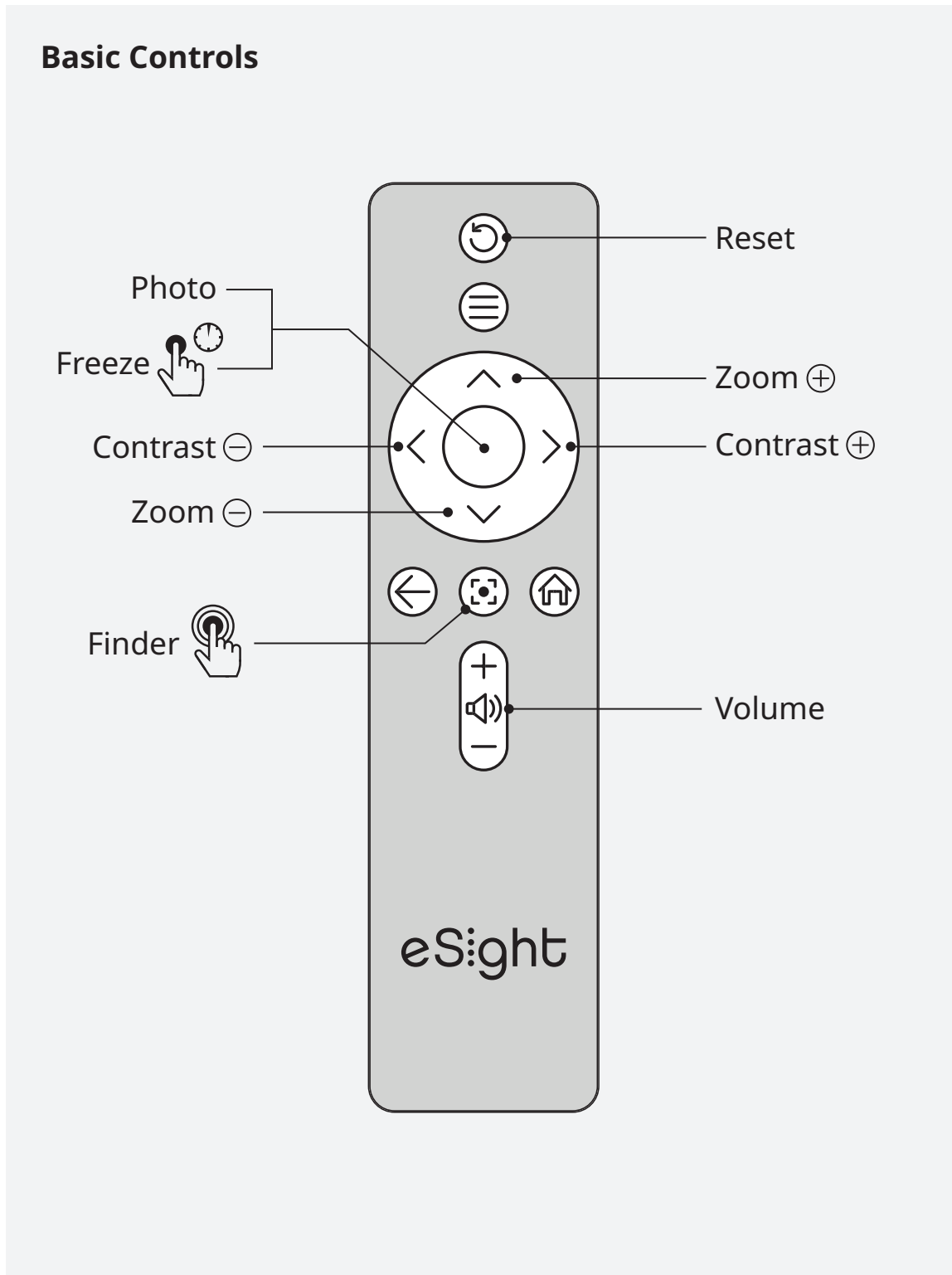


Select





# Control Via Remote





# Control Via Remote

## Advanced Controls


Context Switch  
Directional Pad

Filters/  
Brightness

Modes/  
Focus Farther

Filters/  
Brightness

Modes/  
Focus Nearer



Once for Modes/Filters

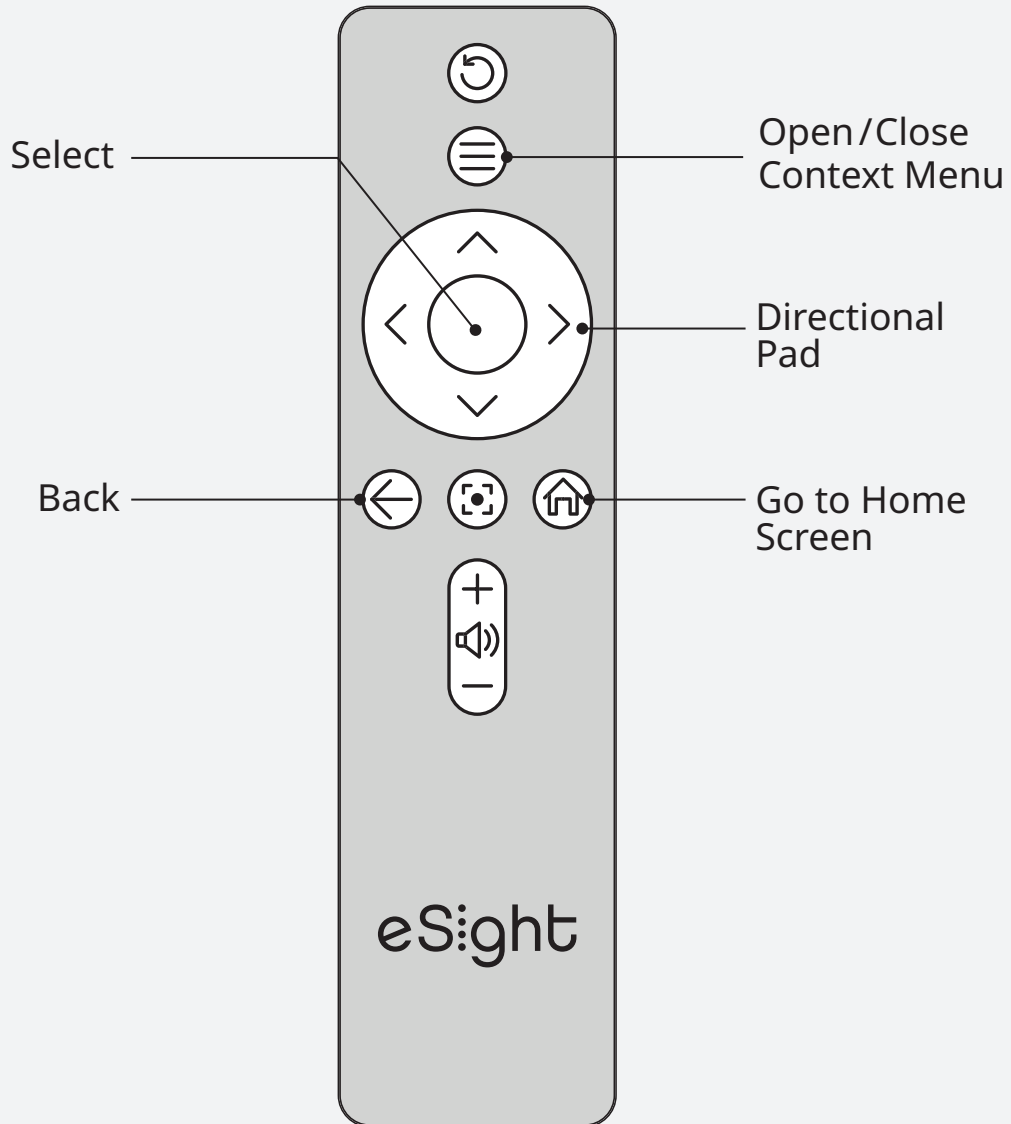
A Second Time for Focus/Brightness

Directional pad reverts to Zoom/Contrast if the directional pad is not used for a few seconds.



# Control Via Remote

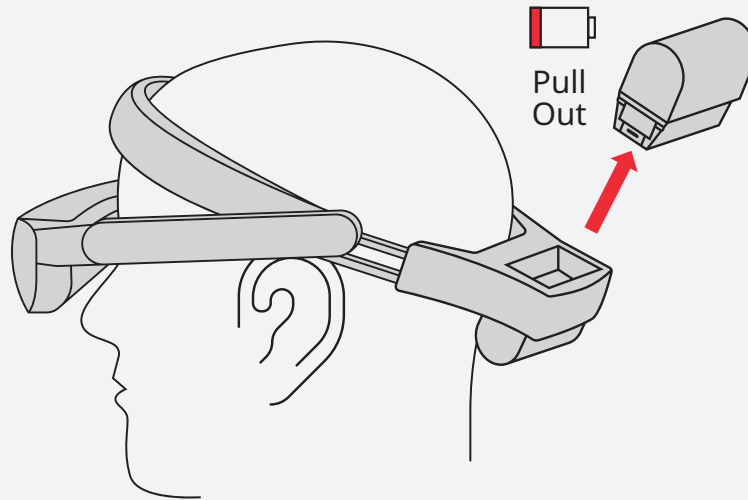
## Context Menu & Home Screen Navigation



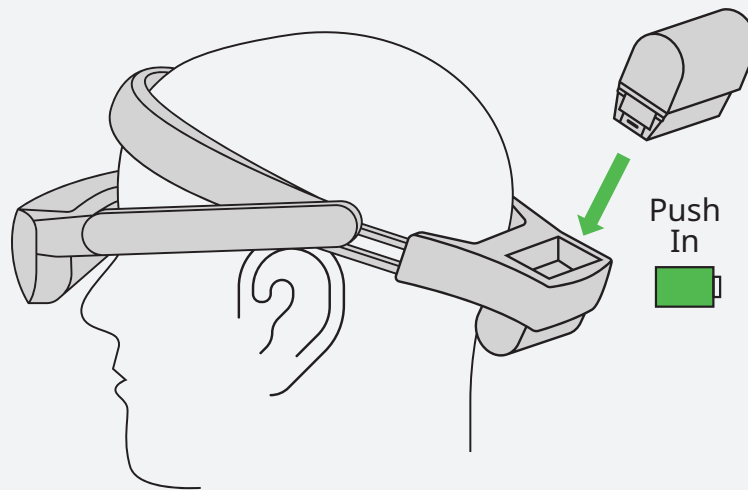


## Swap

**Swap batteries – even while using eSight.**



Pull out the discharged battery.



Immediately push in a fully charged battery.



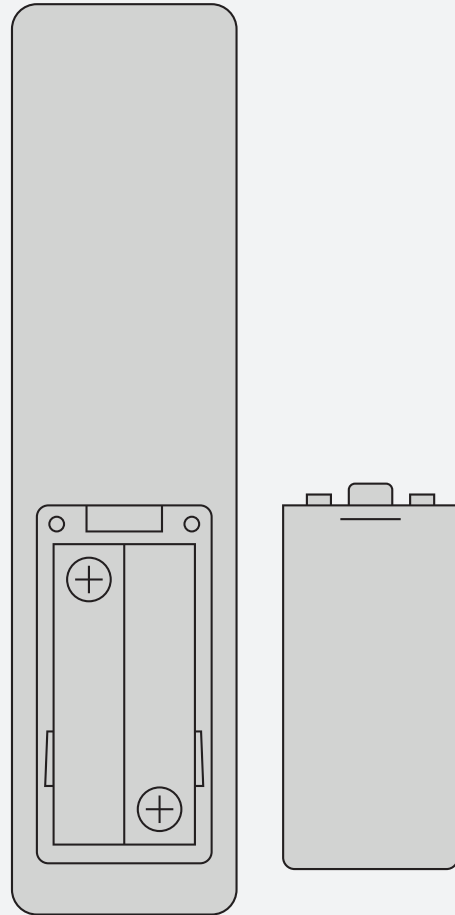
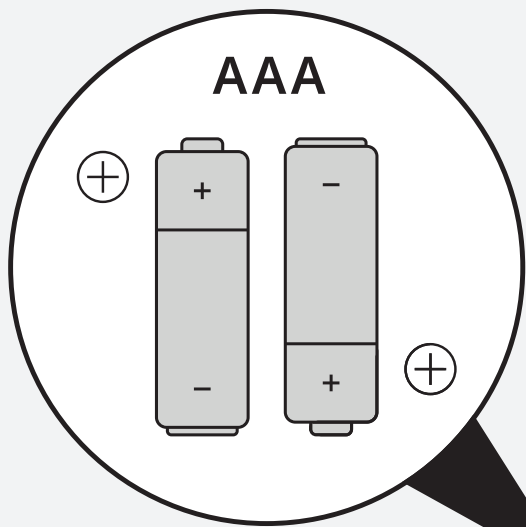
If you have long hair, take off your eSight to swap batteries to avoid trapping your hair.





# Swap

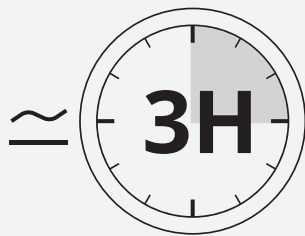
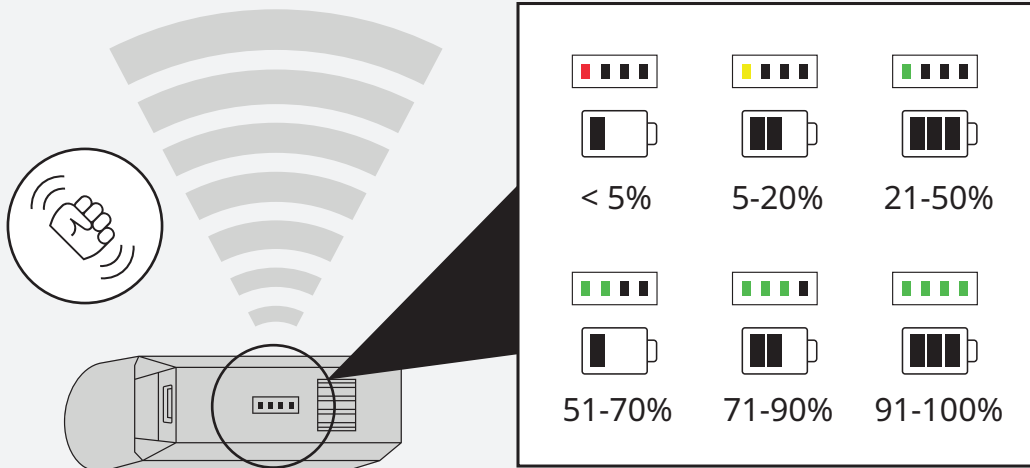
Insert batteries in the remote.



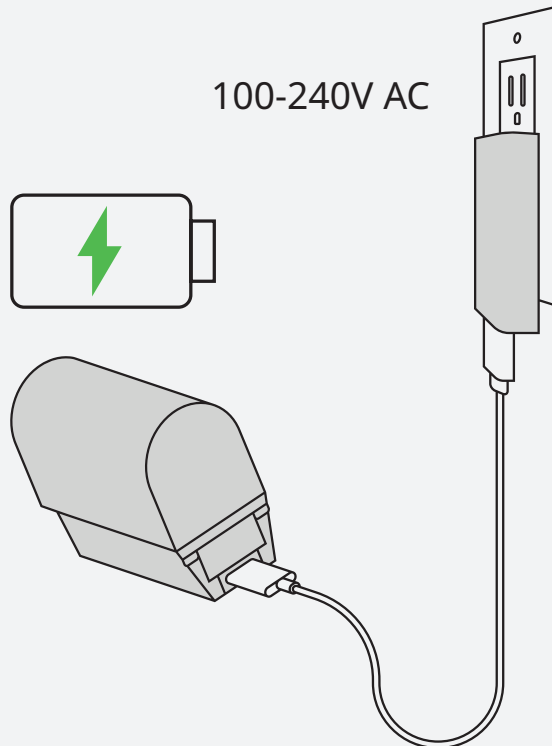


# Charge

Shake the battery to see the charge level.



100-240V AC





# Status

The Status Indicator shows the status of eSight 4.

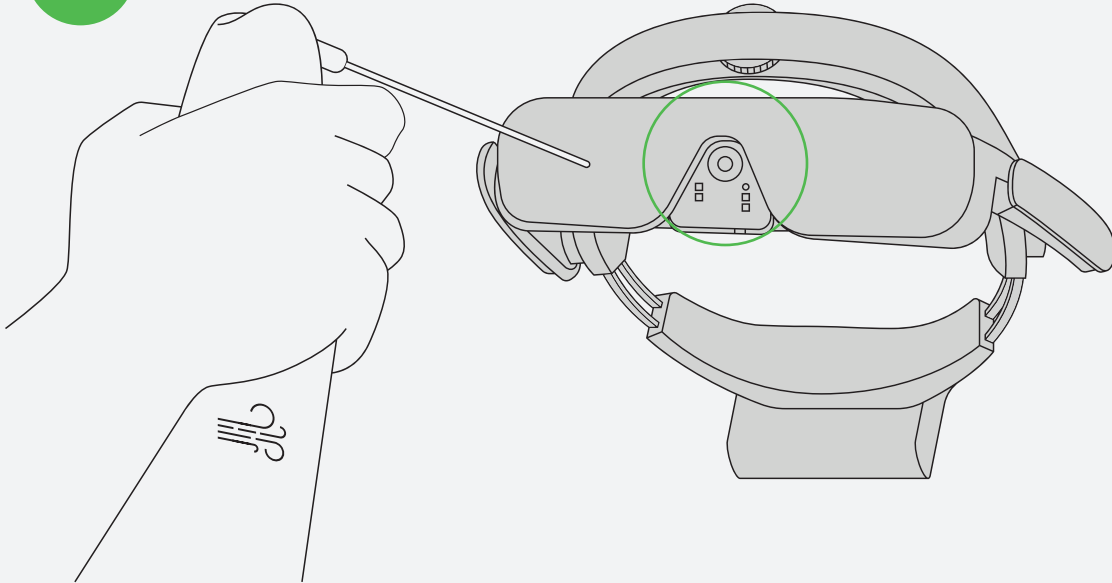


- ● ● ● = Booting Up
- ○ ○ ○ = Ready for Use
- ☀ ☀ ☀ ☀ = Sleep
- ● ○ ● = Data Transfer
- ● ● ● = Software Update
- ● ● ● = Error

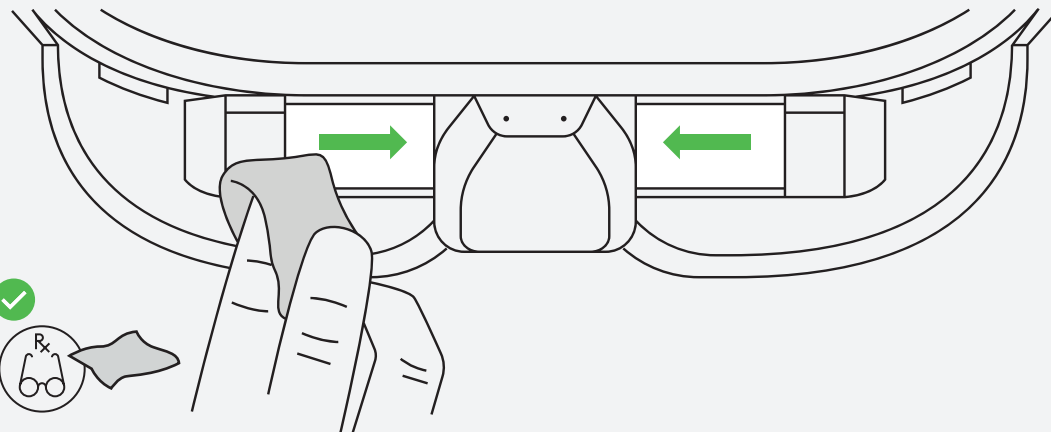


# Clean

Clean area with compressed air



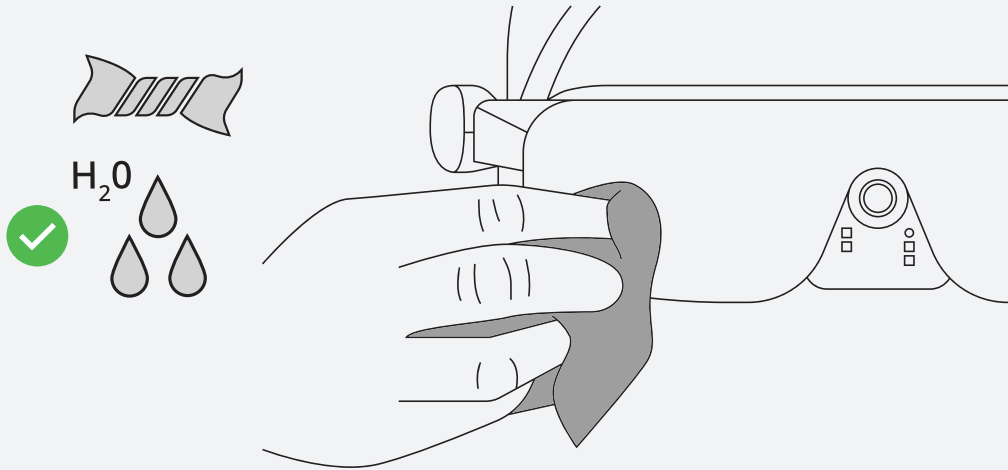
Clean the screens by wiping from the outside edge to the inside edge using a microfiber cloth.



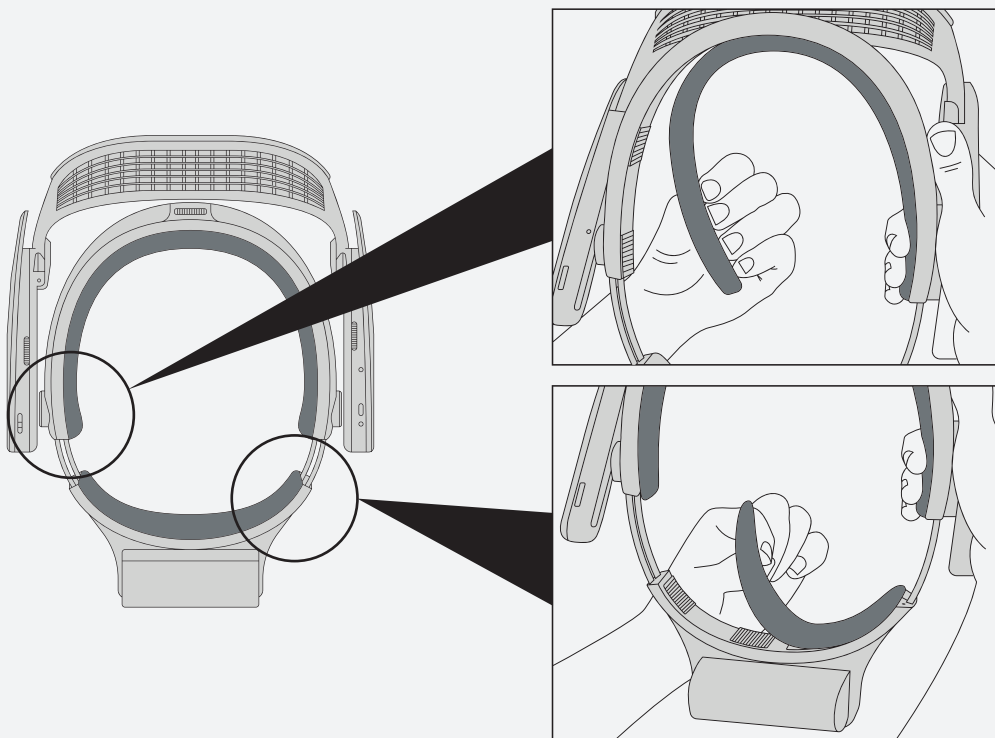


# Clean

Clean the surface of eSight with a damp cloth.



Remove the front and back halo padding, machine wash, air dry, and replace the halo padding.





# Regulatory Notices

---

## **Class 1 Laser Product**

- This device contains a Class I Laser Product.

## **Virtual Reality Statement**

- eSight is not for use in immersive or partially immersive Virtual Reality applications. Read this guide for information on the proper use of the eyewear.

### **State of California Proposition 65 Warning**

WARNING: This product may expose you to chemicals which are known to the State of California to cause cancer or birth defects or other reproductive harm.

For more information go to [www.P65Warnings.ca.gov](http://www.P65Warnings.ca.gov).

## **Wireless Device Regulatory Information**

### **Use on Aircraft**

**WARNING:** FCC and FAA regulations may prohibit airborne operation of radio-frequency wireless devices (such as Bluetooth and WiFi-enabled devices) because their signals could interfere with critical aircraft instruments. Ask the cabin crew before turning on eSight while on board.



## Regulatory Notices

---

### **Wireless Devices and Your Health**

eSight emits radio frequency electromagnetic energy. The level of energy emitted by eSight is less than the electromagnetic energy put out by other wireless devices such as mobile phones. eSight operates within the guidelines of radio frequency safety standards and recommendations. These standards and recommendations reflect the consensus of the scientific community who continually review and interpret the extensive research literature.

In some situations, the use of wireless devices may be restricted by the building owner or organization representative.

Examples of such situations include:

- Using wireless devices on-board airplanes, or
- Using wireless devices in any environment where the risk of interference with other devices is perceived as being harmful.

If you are uncertain of the policy that applies to the use of wireless devices where you are (an airport, for example), ask for authorization to use eSight before you turn it on.

### **FCC Specific Absorption Rate (SAR) Certification Information**

The FCC with its action in ET Docket 96-8 has adopted a safety standard for human exposure to radio frequency (RF) electromagnetic energy emitted by FCC-certified equipment. eSight meets the Human Exposure limits found in 47CFR2.1093.



# Regulatory Notices

---

## **US Federal Communications Commission (FCC) Interference Statement**

We, eSight Corporation, 515 Legget Drive, Suite 200, Ottawa, Ontario, Canada K2K 3G4, 1-855-837-4448, declare under our sole responsibility that eSight complies with Part 15 of the FCC Rules. Operation of the device is subject to the following two conditions:

- This device may not cause harmful interference.
- This device must accept any interference that may cause undesired operation.

The wireless technology in eSight has been tested and found to comply with the limits for a Class B digital device, pursuant to Part 15 of the FCC Rules. These limits are designed to provide reasonable protection against harmful interference in a residential installation.

This equipment generates, uses, and radiates radio frequency energy. If it is not used in accordance with instructions, the equipment may cause radio frequency interference to other devices and radio communications.

However, there is no guarantee that interference will not occur in a particular installation. If this equipment does cause interference (which may be determined by turning the equipment on and off), the user (or qualified service personnel) should attempt to correct the problem by one or more of the following measure(s):

- Reorient or relocate the affected device(s).
- Increase the separation between the equipment and the affected device(s).
- Connect the equipment into an outlet or circuit different from the one the affected device is connected to.
- Consult the point of purchase or service representative for further suggestions.





## Regulatory Notices

---

This product does not contain any user serviceable components. Any unauthorized product changes or modifications invalidate the warranty and all applicable regulatory certifications and approvals, including authority to operate this device.

The wireless features of this device are restricted to indoor use due to its operation in the 5.15 to 5.25 GHz and 5.470 to 5.725 GHz frequency ranges.

- FCC requires the wireless features of this device to be used indoors for the frequency ranges 5.15 to 5.25 GHz and 5.470 to 5.725 GHz to reduce the potential for harmful interference to co-channel mobile satellite systems.
- High power radars are allocated as primary users of the 5.25 to 5.35 GHz and 5.65 to 5.85 GHz bands. These radar stations can cause interference with and /or damage this device.
- No configuration controls are provided for this wireless device allowing any change in the frequency of operations outside the FCC grant of authorization for U.S operation according to Part 15.407 of the FCC rules.



## Regulatory Notices

---

### Industry Canada

This device complies with RSS-210 of the Industry Canada Rules. Operation of the device is subject to the following two conditions:

- This device may not cause harmful interference.
- This device must accept any interference that may cause undesired operation.

### ! Caution

- (i) The device for operation in the band 5150-5250 MHz is only for indoor use to reduce the potential for harmful interference to co-channel mobile satellite systems;
- (ii) The maximum antenna gain permitted for devices in the bands 5250-5350 MHz and 5470-5725 MHz shall comply with the e.i.r.p. limit; and
- (iii) The maximum antenna gain permitted for devices in the bands 5725-5825 MHz shall comply with the e.i.r.p. limits specified for point-to-point and non point-to-point operation as appropriate.
- (iv) Users should also be advised that high power radars are allocated as primary users (i.e. priority users) of the bands 5250-5350 MHz and 5650-5850 MHz and that these radars could cause interference and/or damage to LE-LAN devices.



## Regulatory Notices

---

### **European Union**

This product must be used in strict accordance with the regulations and constraints in the country of use. For further information, contact the local office in the country of use.

### **EU Specific Absorption Rate (SAR) Certification Information**

This device meets the EU requirements on the limitation of exposure of the general public to electromagnetic fields by way of health protection. The limits are part of extensive recommendations for the protection of the general public. These recommendations have been developed and checked by independent scientific organizations through regular and thorough evaluations of scientific studies. The unit of measurement for the European Council's recommended limit for mobile devices is the "Specific Absorption Rate" (SAR), and the SAR limit is 2.0 W/kg averaged over 10 grams of body tissue. It meets the requirements of the International Commission on Non-Ionizing Radiation Protection (ICNIRP).

For body worn operation, this device has been tested and meets the ICNIRP exposure guidelines and the European Standard, for use with dedicated accessories. Use of other accessories which contain metals may not ensure compliance with ICNIRP exposure guidelines. The low band 5.15 to 5.35 GHz is for indoor use only.

This equipment complies with the essential requirements of the European Union directive 2014/53/EU. For more details, request a copy of the Declaration of Conformity.



## Regulatory Notices

---

### Correct Disposal



Do not dispose of this product and its accessories with other household waste. Recycle them responsibly to protect human health and the environment and promote the sustainable reuse of material resources. Contact your retailer, or your local government office, for details of where you can take these items for environmentally safe electronics recycling. This product is RoHS compliant.

### Incident Reporting

eSight is a medical device, and it is subject to additional monitoring. Report any safety incident related to the device to eSight Corporation and the medical authority regulating medical devices in your country. An incident means an event where the device directly or indirectly led, might have led, or might lead to a person's death, injury, or temporary or permanent deterioration in health.



# Specifications

---

## Power

### Battery

- Integrated rechargeable lithium-ion battery.
- Proprietary rechargeable lithium-ion battery (3000340) Rated Capacity 6Ah, Nominal Voltage 3.6V, IEC 61960 Designation 1INR19/65-2.
- Recharge with USB AC wall adapter (PSA10F-050Q) Input 100-240VAC 0.35A 50-60Hz Output 5V DC +/- 5% 2A and USB-A to USB-C Cable.

### Rechargeable Battery Warning Label

**WARNING:** Fire, explosion, and severe burn hazard.

Do not short circuit, crush, puncture, incinerate, or disassemble.

Charge with the specified charger only.

Do not expose to temperatures above the rating specified by eSight due to leak or explosion hazard.

## Connections

### Bluetooth

- Bluetooth 4.1
- Pairs eSight 4 with eSight-supplied remote and/or other supported devices

### Wireless LAN

- Allows connecting to online services, device updates, and remote support
- 802.11b/g/n at 2.4 GigaHertz and 802.11a/n/ac at 5 GigaHertz



# Specifications

---

## HDMI

- Type D HDMI input that connects to supported video sources with HDMI Port
- Supported Resolutions and Frame Rates:
  - 1080p/60 or 1080p/30
  - 1080i/60
  - 720p/60 or 720p/30
  - 540p/60
  - 1280x960

## Operating Environment

### Operating Temperature

- 0°C to 40°C (32°F to 104°F)

### Storage Temperature

- -20°C to +45°C (-4°F to 113°F)

**Note:** eSight is not intended for use in rain or heavy snowfall conditions. Care for eSight as you would any electronics device.




# Contact Us

---

## **eSight Customer Support (Canada and the United States)**

For questions and customer support, please contact us:

 [www.esighteyewear.com/contact](http://www.esighteyewear.com/contact)

 1-855-8eSight (1-855-837-4448)

\* Follow the prompts to contact your eSight Coach.

 [help@esighteyewear.com](mailto:help@esighteyewear.com)

## **eSight Customer Support Outside Canada and the United States**

For questions and customer support, please contact your eSight Authorized Distributor or dispensing clinic directly. They are trained to provide full support in your local language and time zone.

## **Warranty**

 [www.esighteyewear.com/support](http://www.esighteyewear.com/support)

## **Follow Us**

 /eSightEyewear    /esight\_eyewear    /esighteyewear

eSight